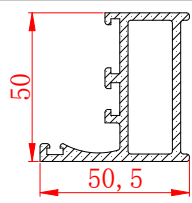
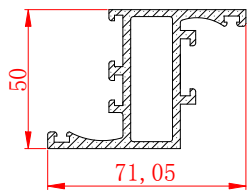
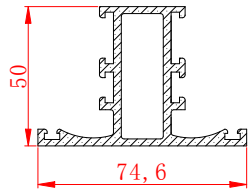
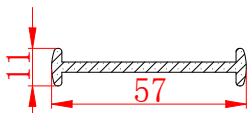
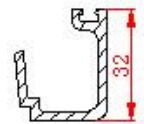
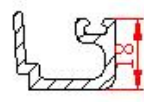




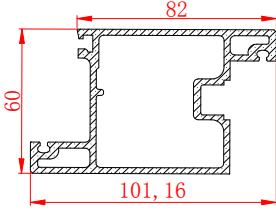
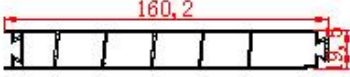
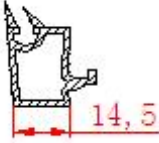

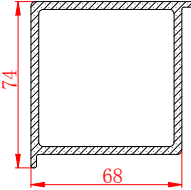
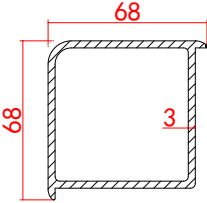
Profile List

item	name	type	weight (kg/m)	drawing	remarks
50# Casement Window					
1	平开框 window jamb	PC50-1	0.98		
2	平开窗扇 window sash	PC50-2	1.2		
3	平开中梃 window mullion	PC50-3	1.24		
4	拼板 splicing board	PC50-4	0.42		
5	50 单玻压条 single glazing bead	PC50-5	0.38		
6	50 双玻压条 double glazing bead	PC50-6	0.33		

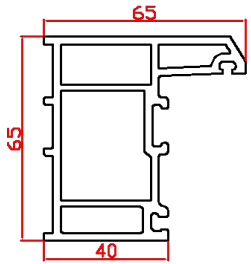
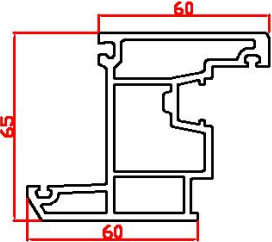
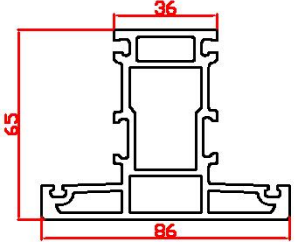


60# Casement Window							
1	平开框 window jamb	PC60-1	1.3				
2	平开窗扇 window sash	PC60-2	1.53				
3	平开中梃 window mullion	PC60-3	1.55				
4	外开窗扇 outward opening sash	PC60-4	1.95				
5	平开纱扇 screen sash	PC60-5	0.53				
6	平开扇 单玻压条 single glazing bead	PC60-6	0.28				塑钢 PVC
7	平开扇 双玻压条 double glazing bead	PC60-62	0.25				塑钢 PVC
8	玻璃钢压条 P bead	PM60-7	0.37				玻璃钢 fiberglass

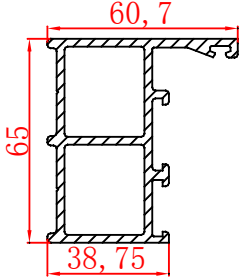
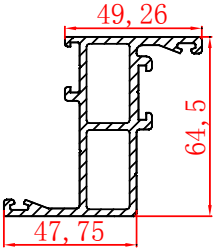
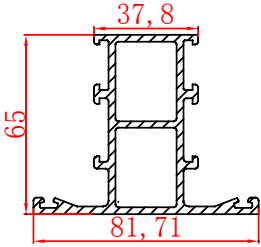


9	平开门扇 door sash	PM60-8	1.79		
10	平开门板 door board	PM60-9	0.93		
11	平开门板压条 door bead	PM60-10	0.19		
12	平开拼板 splicing board	PM60-11	0.18		
13	转角 corner	ZJ68	1.53		
14	转角 corner	ZJ68	1.33		

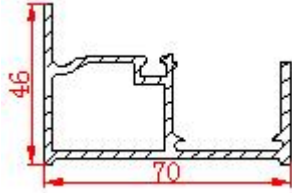
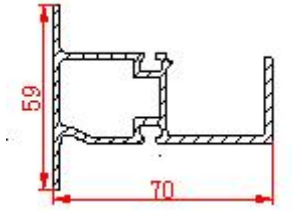
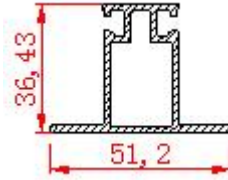
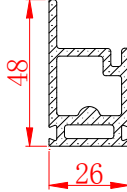

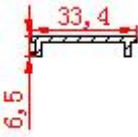

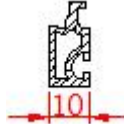


65# Casement Window					
1	平开框 window jamb	PC65-1	1.55		
2	平开窗扇 window sash	PC65-2	1.82		
3	平开中梃 window mullion	PC65-3	1.85		

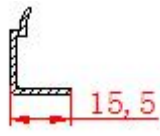
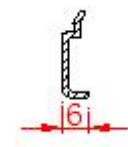


65# Polyurethane Casement Window					
1	平开框 window jamb	PC65-1	1.46		
2	平开窗扇 window sash	PC65-2	1.5		
3	平开中梃 window mullion	PC65-3	1.66		

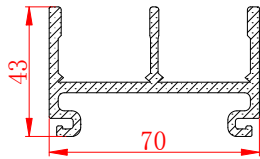
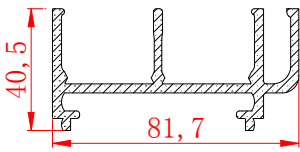
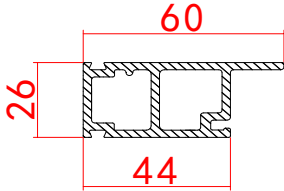
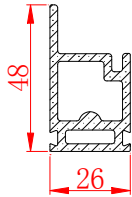
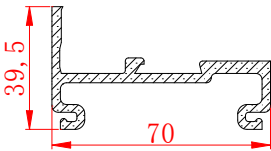
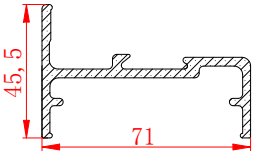
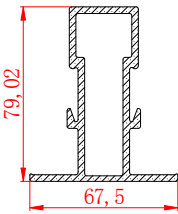


70# Single Sash Sliding Window					
1	70 单扇推拉框 sliding frame	DT70-1	0.89		
2	70 单扇推拉中梃 sliding mullion	DT70-2	0.93		
3	单扇推拉中梃 sliding mullion	DT70-3	0.5		
4	推拉扇 sliding sash	TC70-2	0.75		
5	70 纱扇 screen sash	DT70-4	0.24		
6	盖板 cover board	DT70-5	0.16		
7	固定框 单玻压条 frame single glazing bead		0.19		塑料 plastic
8	固定框 双玻压条 frame double glazing bead		0.15		塑料 plastic

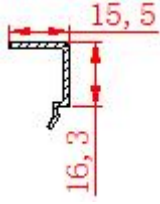
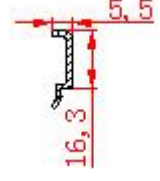
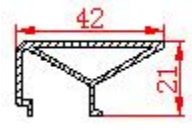
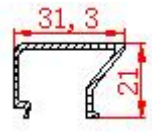
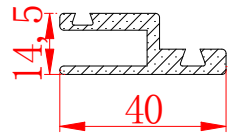
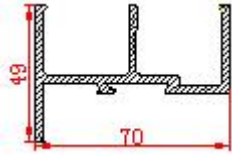
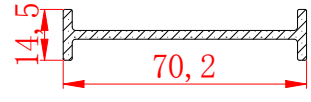
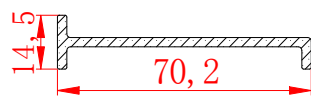
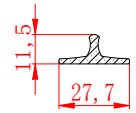


9	推拉扇 双玻压条 sash double glazing bead	TC70-5	0.104		
10	推拉扇 双玻压条 sash double glazing bead	TC70-6	0.075		

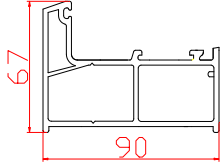
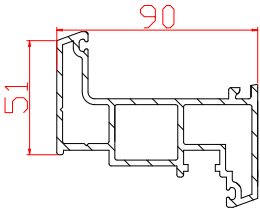
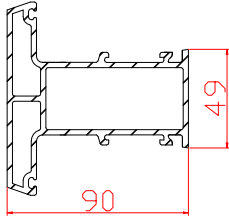
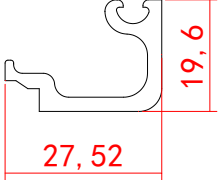


70# 80# Sliding Series					
1	推拉框 sliding frame	TC70-1	1.15		
2	推拉框 sliding frame	TC80-1	1.19		
3	推拉门扇 sliding sash	TM70-1	0.94		
4	推拉扇 (扇中梃) sash mullion	TC70-2	0.75		
5	推拉上亮框 upper frame	TC70-3A	0.83		
6	推拉上亮框 upper frame	TC70-3B	0.83		
7	推拉上亮中梃 upper mullion	TC70-4	1.31		

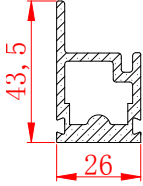
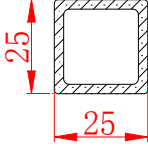



8	推拉扇 单玻压条 sash single glazing bead	TC70-5	0.104		
9	推拉扇 双玻压条 sash double glazing bead	TC70-6	0.075		
10	推拉上亮 单玻压条 upper single glazing bead	TC70-7	0.295		
11	推拉上亮 双玻压条 upper double glazing bead	TC70-8	0.195		
12	推拉纱扇 screen sash	TC70-9	0.41		
13	70 推拉一体 中梃 integrated mullion		1		
14	推拉拼板 splicing board	TC70-11A	0.55		同一套模 具
15	60、70 转换拼板 interchange splicing board	TC70-11B			
16	推拉滑道 sliding rail	TC70-12	0.2		

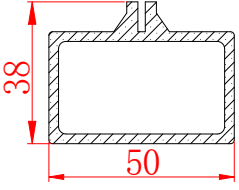
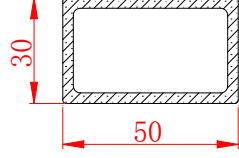
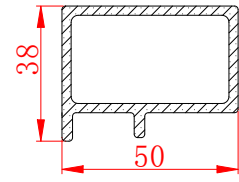
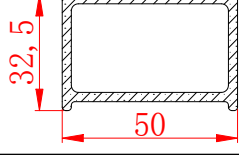
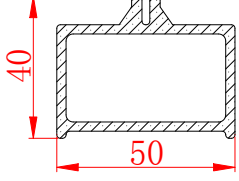
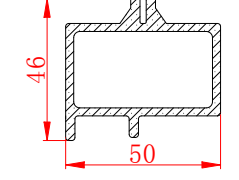
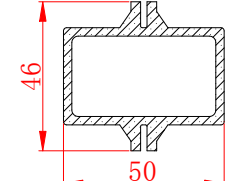
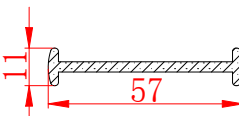


90# Casement Window					
1	平开框 window jamb	PC90-1	1.74		
2	平开窗扇 window sash	PC90-2	1.9		
3	平开中梃 window mullion	PC90-3	2.1		
4	90 三玻压条 triple glazing bead	PC90-4	0.29		

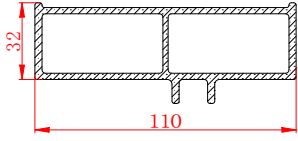
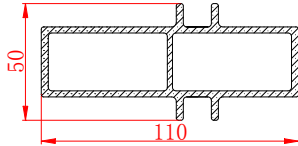
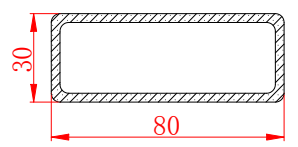
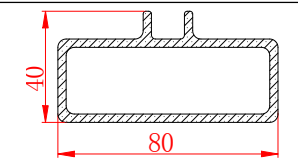
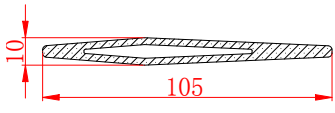
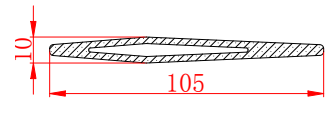
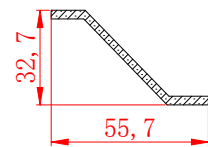

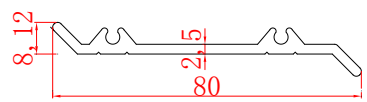
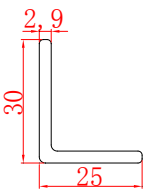


Burglary-resisting Window					
1	防盗窗框 window jamb	FDC-1	0.7		
2	方管 25 square tube	FG25	0.4		
3	圆棒 14 rod	YB14	0.35		



Industrial Reversible Window					
1	立转窗框 (固定框) fixed frame	GCL50-1	0.87		
2	方管 square tube	FG50*30	0.87		同一套模 具
3	立转窗框(竖) vertical frame	GCL50-1C	0.87(薄) 0.91(厚)		
4	立转窗框(横) horizontal frame	GCL50-1A	0.78(薄) 0.84(厚)		
5	立转窗扇(横) 与固定框 horizontal slash & frame	GCL50-1B	0.87(薄) 0.94(厚)		
6	立转窗扇(竖) horizontal slash	GCL50-2	0.96(薄) 0.98(厚)		
7	立转窗中梃 window mullion	GCL50-3	0.97(薄) 1.00(厚)		
8	拼板 splicing board	PC50-4	0.42		


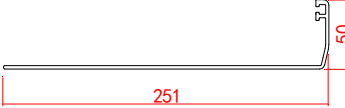
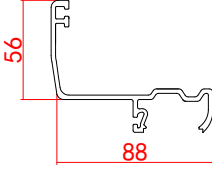


Industrial Louver Window					
1	百叶窗框 window frame	GCB110-1	1.53		same mold
2	百叶窗中梃 window mullion	GCB110-2	1.64		
3	方管 square tube	FG80*30	1.13		same mold
4	百叶窗框 window frame	GCB80-1	1.29		
5	大百叶片 (厚) big blade (thick)	GCBY105	1.06		
6	大百叶片 (薄) big blade (thin)	GCBY105	0.86		
7	小百叶片 small blade	BYC60-11	0.36		
8	固定框双玻压条 double glazing bead		0.15		塑料 plastic
9	80 百叶片 80 blade	BYC80-3	0.51		
10	直角 angle profile		0.32		



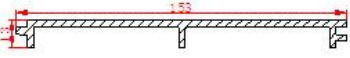
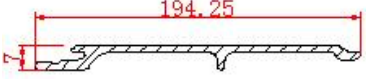
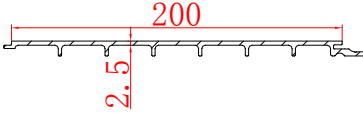
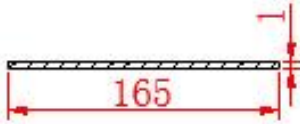
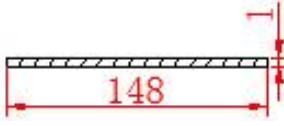
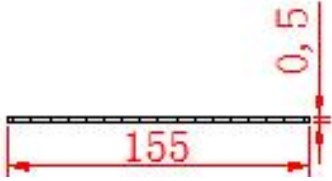
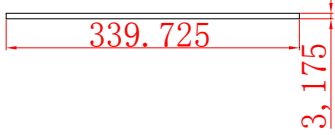


Diamond Mesh Screen Window					
1	内置纱窗 A built-in screen		0.33		
2	内置纱窗 B built-in screen		0.28		
3	金刚网窗框 C window frame		0.45		
Built-in Louver Window					
1	内置百叶框 window frame	B91 盖板 cover board	0.13		
2	内置百叶框 window frame	B91 型材 profile	0.42		

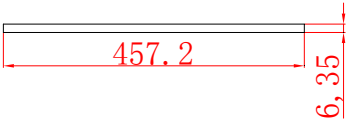
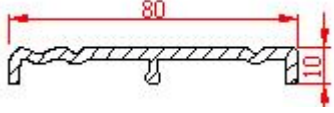
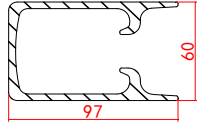
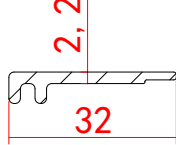
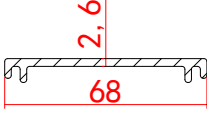
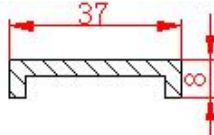
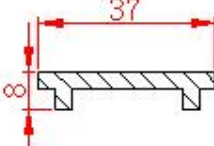
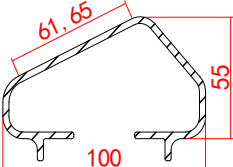
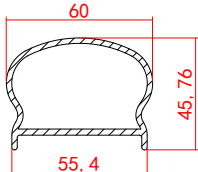


Indoor Door Material					
1	内饰门板 door board		12.8		
2	内饰门套 I door pocket		1.4		
3	内饰门套 II door packet		1.02		



Decoration Material					
1	线路板 circuit board	149.64*2.3	0.7		
2	穿线板 threading board	200*2.5	1.8		
3	地板、内门 护墙板 flooring, wall panel	153*3.5	1.1		
4	护墙板 wall panel	194.25*2	0.83		
5	聚氨酯地板 polyurethane flooring	200*2.5	1.41		
6	1mm 板 1mm board	165*1	0.33		
7	1mm 板 1mm board	148*1	0.29		
8	0.5mm 板 0.5mm board	155*0.5	0.16		
9	板 AF-800-016 board	339.75*3.175	2.16		



10	板 AF-800-001 board	457.2*6.35	5.81		
11	踢脚线 门角线 skirting	80*3	0.5		
12	折叠门滑道 folding door slideway	97*60	2.36		
13	小盖板 small cover board	32*2.2	0.18		
14	大盖板 big cover board	68*2.6	0.4		
15	门扣边 door edge buckle	37*3.5	0.3		
16	门扣边 door edge buckle	37*3.5	0.3		
17	大扶手 big handrail	100*55*3	1.58		
18	小扶手 small handrail	60*45*2.2	0.85		



19	聚氨酯扶手 polyurethane handrail	150*50*3	2.31		
20	聚氨酯扶手 polyurethane handrail	140*50*3	2.17		
21	聚氨酯扶手 polyurethane handrail	100*40*3	1.6		
22	聚氨酯扶手 polyurethane handrail	60*60*3	1.4		
23	聚氨酯扶手 polyurethane rail	Φ58*3	1.09		
24	房顶瓦 roof tile	277*2.2	1.44		